

GEM & MINERAL JOURNAL

AUGUST 2014

VOLUME 23~ ISSUE 8

Official Monthly
Publication of the Gem &
Mineral Society of
Lynchburg, VA, Inc
WWW.LYNCHBURGROCKCLUB.ORG

Presidents Message

Hello To All,

Have you ever been asked why you collect rocks & minerals? I think this question gives us a good opportunity to recruit new members. Why do people collect stamps or trading cards? We all started a long time ago as hunter gatherers. What is more interesting or lasting than rocks, minerals & gemstones? I mean most of the wonders of the world are created with rocks etc. The Bible even describes, at length, gemstones worn by the High Priest of Israel, all the way to the twelve beautiful foundation layers of gemstones in the wall of Heaven, not to mention the streets paved with Gold. If this much importance is placed on gems & minerals in the past and in the future, I think we owe it to ourselves to learn as much as we can about so interesting a subject. When you go on a field trip, you never know what will be found, and also what can be created from such a find. Some specimens need no

improvement, some can be fashioned into Cabachons or faceted stones for jewelry. Also at the Club's workshop we have learned a good deal about working our finds into bookends, clocks, candles, card holders, & trees. I think we will discover new items every year. If you have an idea let us know. I have been collecting rocks for over fifty years, but I think it is a lot more interesting and fun now that I have learned more about rock & mineral identification. Try it, you might like it.

On our last field trip to Boxley Quarry in Piney River a lot of nice specimens were collected. I even found several large chalk white rocks with a light pink stripe. We will try to turn these into some beautiful bookends and clock faces for our festival sale at Amherst County High School Apple Harvest Festival in October. I hope you can help us get ready for this event. It is always great fun and a good opportunity to add to your knowledge of rocks and minerals. That's all for now, I hope to see you at the August 20th Society meeting.
Keep Looking Down,
John Haskins

From the First V.P.

Dr. Lenhart will be with us to catch us up on his gold talk. Looking forward to finding out more about the precious metal and where to look for it. Our newsletter article this month is all about Mica. "It has been said that "All that glitters is not Gold". All that glitters is not Silver either. Mica is a mineral that glitters like polished silver, however, and is a joy to collect. We have lots of Mica here in Virginia and in surrounding states. Let's learn more about this neat mineral. The following article was taken from The Encyclopedia OF EARTH.

Mica


Published: January 23, 2008, 5:40 pm Author: Mineral Information Institute

Topics:

Environmental Chemistry

Minerals & Mining

Geology



Muscovite. (Source: Mineral Information Institute.)

Continued on page 18



July Meeting Minutes

Meeting-Wed. July 16, 2014

Attendance- 44 members

Host- Bernard Rivera was the host for tonight's meeting, and Natalie will host the August meeting.

On Time Drawing Winners: Cindy Mitchell, John Haskins, Bill Livingston, Natalie Darling, Nathan Lester, Marsha Engelstad, Frank Midkiff, Thom Noble, Noell Weller, Jean Midkiff, and Harlan Austin.

Natalie Darling won the 50/50 drawing.

Old Business- None

New Business: John Haskins: Club voted in Carl Miller as Eastern Federation Representative.

Thom Noble told club members about an opportunity to purchase rocks, jewelry cases, equipment, etc. from Ed Fitzgerald in Ruffin NC who is selling his collections due to health issues.

Next meeting Dave will have sign up sheet for ordering new T-shirts. They will run \$8 and up and include screening. Hats for \$13.00 available too.

The Club Voted to purchase Bulbs, filters, and aluminum for the upgrade to Florescent Mineral Display cabinets.

Workshops will be held second Saturday in each month. Select a project you will like to learn about and club will provide the instructors. Will need help with cleaning out the utility trailer, changing oil in saw, paint sluice

and repack trailer. If you want to come any other Saturday's just call and make sure Dave will be there.

First V.P.- Jack Curtin: Informed members that Dr. Lenhart's presentation for tonight has been postponed due to health issues.

Second V.P.- Dave Callahan: Field Trips: 7/26-27- Franklin NC Show; 8/1-8/3- Spruce Pine Show. Collecting from National Forest now prohibited, so the former collecting sites are off limits. Dave is working on a field trip to Willis Mtn. for September, and possibility of a private site for October. More to come.

Treasurers Report- Balance at this time \$5,393.86

Mineral of the Month - Dave Woolley gave a nice presentation on opals.

Warren Darling brought rocks for the silent auction.

Minutes submitted by Linda Noble, Secretary.

There was no executive meeting this month.

2013 ELECTED OFFICERS

PRESIDENT - John Haskins
(434) 525-8430

JMhaskins1@netzero.net

First Vice President

Jack Curtin

(434) 384 -6249

jacwcurtin@gmail.com

Second Vice President

David Callahan

(540) 297-1853

DBCALLI@aol.com

Secretary

Linda Noble

(434) 332-4869

linda-noble@hughes.net

Editor - Natalie Darling

(434) 941-1899

gmsleditor@gmail.com

Treasurer - Frank Midkiff

(434) 660-1565

midkiffsm1@gmail.com

Members At Large-

Bernardino Rivera &

Dave Woolley

COMMITTEE

CHAIR PERSONS:

Field Trips- David Callahan

Hospitality- Monthly Volunteers

News Articles- Natalie Darling

Silent Auction- Warren Darling

Swap for Rocks- Warren Darling

Website- Casper Voogt

Workshops- Dave Callahan

FRA Adult Liaison- OPEN

Membership- Thom Noble

PROGRAMS

Dr. Lenhart was unable to be attend our July meeting, so Dave Woolley lined up alternative program, which was a DVD on Opal Cutting. However, due to technical issues this did not materialize either.

For our August 20th meeting Dr. Lenhart will be presenting his talk on GOLD.



Bench Tips by Brad Smith

Get all 101 of Brad's bench tips in "Bench Tips for Jewelry Making" on Amazon <http://amazon.com/dp/0988285800/>

SETTING A RIVET

Many sources tell you to use a small cross peen hammer for riveting, but I've found for me it's a lot easier for me to hit the rivet wire when using a small ball pien. The smaller the better. I'm using one now that's about 3/8 inch diameter on the back of a chasing hammer, but I've been thinking that a 1/4 inch ball might be even better.

not cast well unless you add a little extra thickness. Problem is trying to apply a coating of wax that's smooth and even.

The new product I found is a soft sheet wax with an adhesive coating. This lets me easily add thickness to a very thin model. For instance, press it onto a leaf, trim the wax to the leaf shape, and then gently bend the sandwich to the contour you want. The wax is available in a number of different thicknesses from about 26 gauge to 14 gauge.

SHEET WAX WITH ADHESIVE

While shopping in the Los Angeles jewelry district for supplies for our class, I found a new product that may interest some of you. Often I want to increase the thickness of a model by adding a layer of wax on the back side. For instance, models like a leaf or a flower petal do

If interested, my supplier is

Jewelry Tools & Supplies
412 W. 6th Street #1011
Los Angeles, CA 90014
[213 624-8224](tel:2136248224)
jstech@sbcglobal.net



FIELD TRIP REPORT...

2nd VP Report

PAST FIELD TRIP

**Boxley Aggregates, Piney River
Quarry,
Amherst County, VA.**

**Contact
Information
for Field Trips**
David Callahan,
Field Trip Chairman
Home phone: 540-297-1853
Cell Phone- 540-874-5201
E-mail dbc11@aol.com

The day was beautiful, clear, sunny, breezy and not really hot. It was a perfect day for a field trip.

We had a good group of 24 that included individuals, new first time members, families and youth. It was a great mix of people and everyone followed all the safety rules and had a good time.

We found a good variety of minerals scattered about in the rock plies on the floor of the main pit. I personally saw some nice pink thulite, small red garnet crystals, small reddish rutile crystals, black ilmenite, pyrrhotite, pyrite, silvery muscovite and black biotite mica, chlorite and several shades of feldspar.

The quarry was working on the upper bench loading trucks to feed the crusher. They were also clearing the bench floor in preparation for another future shot. We were all directed to stay clear of the working face due to the hazard of falling rocks.

The quarry workers quit at noon so we all were ready to leave by then too. Everyone had a great time and we thank Boxley Aggregates and Superintendent Donald Barricks for allowing us to host our annual field trip to this site.



Photographs submitted by Linda Noble

UP COMING



FIELD TRIPS...

Our scheduled August field trip for some epidote creek collecting on a private site in Altavista had to be postponed but will be rescheduled at a later date.

I will try to set up another August trip and if successful, will notify everyone by email or at the meeting.

DMC Program of the SFMS Field Trip Committee
An Official Field Trip of the Tennessee Valley Rock and Mineral Club (Chattanooga, TN)(HOST)

8:00 AM to 2:00 PM Central Time

Saturday, August 16, 2014

GRUETLI-LAARGER, TN ON THE CUMBERLAND PLATEAU

Place: GRUETLI-LAARGER, TN ON THE CUMBERLAND PLATEAU

Time: Saturday, August 16, 2014 - 8:00 AM to 2:00 PM - Central Daylight Saving Time

Meet: MONTEAGLE TN , EXIT 134 ON I-24. MEETING PLACE IS WEST OF I-24 IN PIGGLY WIGGLY PARKING LOT , ON LEFT APPROX 1/2 Mile. There is no cell service after we leave the meeting area, late arrivals should call prior to 8 AM to let us know so someone can wait.

Cost: Free

Children are welcome under adult supervision.

What to find: Hunt area is in a wilderness area without facilities, easy access to abundant Mississippian and Pennsylvanian fern and tree bark fossils, some iron

impregnated/red specimens are found. Park along road at the site.

WARNING : POISON IVY AND VENOMOUS SNAKES IN THE AREA. BE PREPARED!,

What to bring: gloves, buckets, pry bar, trowel, rock hammer, boots, gloves, long sleeve shirt. change of clothes(you may get wet), newspaper to wrap fossils, drink and food. SUN BLOCK and bug spray!

For further information call JACK WEAVER [423 596 0640](tel:423-596-0640), CHARLIE JONES [423, 563 4479](tel:423-563-4479)

Up Coming Field Trips continued on next page



"Looks like the Lays are back from another rockhound trip"
via Rock Chips 2/94

UP COMING



FIELD TRIPS...

SEPTEMBER FIELD TRIPOFFICIAL COMBINED MINERAL COLLECTING
FIELD TRIPTHE GEM AND MINERAL SOCIETY OF LYNCHBURG,
VA INC. AND
THE ROANOKE VALLEY MINERAL AND GEM SOCIETY
INC.**KYANITE MINING CORP.****ANNUAL FIELD TRIP****SEPTEMBER 27, 2014**9:00AM to 1 PM**WILLIS MOUNTAIN KYANITE MINE**If the mine is working, we may have to limit
our collecting areas.Sign-up is required, call me, email me or sign-up at the
meeting. If you cancel, notify me to be taken off the list.All club field trip leaders send me a list of your total
collectors so that I can compile a list and forward to the
mine management by 9-25-14. There is a limit of 100
collectors from all clubs for this event so there should be
room for everyone.**SAFETY:** Everyone should arrive at the office parking lot
between 8:30AM and no later than 8:45AM to sign the
release form and hear the required safety briefing. Each
Club field trip leader, or his appointed replacement, will
act as safety observer and will be expected to be on the
lookout for and correct all safety infractions from any
collector. Keep in mind that this site is one of the few that
is still open for collecting. Not obeying all the safety rules
will cause this site to be closed to all future collecting.**DRIVING FROM THE ROANOKE AND LYNCHBURG****AREA:** From Roanoke, follow US 460 East to Lynchburg,
to the Sheets Station on US 460 and Rt. 811 in New
London. Continue on the US 460 East by-pass aroundLynchburg thru Appomattox and take Rt. 24 North to the
end at US 60 at Mt. Rush. Continue on US 60 East to
Sprouses Corner. Turn right on US 15 South and drive 4
miles to Willis Mt. Plant Road. Turn left and stop at the
stone mine office and park out of the way as not to block
traffic. Allow 1 1/4 minimum hour driving time from New
London west of Lynchburg.**GENERAL LOCATION and ASSEMBLY TIME:**Everyone will meet at the mine office for sign-in and
safety instruction, be there between 8:30 and no later
than 8:45am. The mine is located north of Farmville, Va.
on Rt. 15 North. Proceed from US 460 North on Rt. 15
for a little over 12 miles to Willis Mt. Plant Rd. The stone
mine office on the right. If you approach from Rt. 60 at
Sprouses Corner, then go south on Rt. 15 for 4 miles to
Willis Mt. Plant Rd. and the office will be on your left.
Wait in the parking lot and do not block traffic. Many
trucks may be using the road. While you're waiting, be
sure to enjoy the beautiful blue kyanite bolder in the front
yard from the old closed Baker Mountain.**COLLECTING:** Willis Mountain is what's known as a
monadnock. The kyanite exposure resisted weathering
and, as the surrounding area was eroded and weathered
away, the mountain outcrop was left standing. This is very
much like the famous Graves Mountain kyanite mine in
Georgia. The center of the mountain has been mostly
mined away. We should be able to find plenty of white
kyanite blades in the massive kyanite quartzite; pyrite;
quartz; hematite with some iridescent, red mica, apatite
and possibly some blue kyanite and pale green trolleite.
Some of the white kyanite and quartz here have a
beautiful light blue fluorescence.**EQUIPMENT:** The standard quarry safety gear required
is a hard hats with a mfg. date of 5 years or less, safety
glasses, wheel chocks ether purchased, home made or a
rock. Every time you leave the car, turn off the engine, put
in park and apply the hand brake. ONLY STEEL TOED
BOOTS WILL BE ALLOWED, THERE WILL BE NO
EXCEPTIONS!!! . If you do not have the required safety
equipment, you will not be allowed to enter the quarry.*continued on page 7*

UP COMING

FIELD TRIPS...

continued from page 6

Also required are long pants, gloves, hammer and chisels, wrapping paper, buckets, food and water. Be prepared for windy, hot or wet weather. We will be on the mountain top and it's always windy. We can drive to the designated collecting area, so hand trucks should not be needed. Bring a camera, as the view is awesome.

AGE LIMIT: There is no age limit, but all children must be signed for, supervised by an adult and have all the required safety equipment. No Exceptions!!!

WEATHER: The trip will be canceled in case of hard rain or a thunderstorm. Call to confirm if there is any question.

CONTACT: David Callahan, Phone [540-297-1853](tel:540-297-1853):
Cell [540-874-5201](tel:540-874-5201) (day of trip only please) Field Trip
Chairman for the Lynchburg and Roanoke Clubs, email
dbc1@aol.com web sites
www.LynchburgRockClub.org and www.rvmgs.com



Sunshine News

We were sad to hear of Dr. Steve Lenhart being "under the weather" during last months meeting. I am happy to report that he is feeling better and look forward to seeing him at our August meeting.

I also hope this finds all of our club members well and in good spirits as we say goodbye to summer and roll in to Autumn.

If you know of anyone needing a bit of Sunshine, please email it to the editor.
Thank You

Welcome to our Newest GMSL Members:

Norman & Johnny
Naylor
From Forest, VA

Katie
Palaccio
from Union
Hall, VA

Eric, Pamela
& Gabrielle
Routon from
Rustburg, VA



Upcoming

August 2014

Sept. 13-14- 51st Annual Gem, Mineral & Fossil Show sponsored by the Northern Berkshire Mineral Club. Fraternal Order of Eagles Aerie #310, 515 Curran Highway, Rt. 8; North Adams, MA.

Oct. 3-5- Annual Fall Rock Swap and Dig at Graves Mountain GA. Call for information or just show up- Jr. Norman 706-359-1544 or 706-401-3173.

Oct. 18-19- 41st Annual Jewelry, Gem, Mineral & Fossil Show sponsored by the Kanawha Rock & Gem Club. So. Charlestown Community Center, So. Charlestown, WV

Oct. 24-26- Treasures of the Earth Gem, Mineral, Fossil, Jewelry and Bead Show, Harrisonburg, VA. Rockingham Co. Fairgrounds, commercial exhibits building. Admission \$3.00 ~ children under 16 free with accompanying adult. www.toteshows.com for additional information.

SUN	MON	TUE	WED	THU	FRI	SAT
					1	2 Spruce Pine Field Trip
3 Spruce Pine Field Trip	4	5	6	7	8	9 ***Open Workshop see below
10	11	12	13	14	15	16 DMC Field Trip
17	18	19	20 Meeting 7PM	21	22	23
24	25	26	27	28	29	30
31	Back to School Time...					



*****ATTENTION ALL CLUB MEMBERS*****

Workshops will be held regularly on the second Saturday of each month at Dave Callahan's. Start time is 9:00 AM, but come anytime and stay as long as you'd like. There is a store/deli about a mile down the road if you want to break for lunch and return.

The workshops will be open format, and the purpose will be for club members to learn how to use the lapidary equipment to turn rough specimens into finished lapidary pieces for their own personal use. Experienced members will be available to help teach and assist.

We have a great set up with several sets of wheels for cabbing, faceting machines, saws, and much much more. From time to time there may be special class offerings, so be sure to let us know what you are interested in.

Workshops are open to club members only, and due to liability we can not allow guests or non-members at our club workshops. Remember, membership is just \$15.00 per year for the fist family member and \$3.00 for each additional family member.

Mineral Match

Draw a line from the mineral name to the correct picture.

Silver

Gypsum

Fluorite

Rhodochrosite

Magnetite


Garnet

Amethyst

Wulfenite

Pyrite

Tourmaline

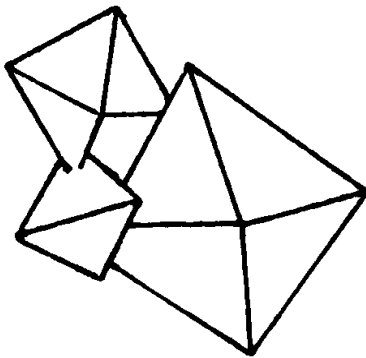




Fool's Gold

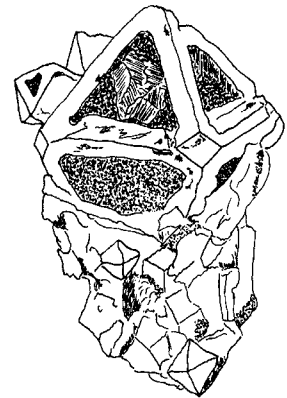
Pyrite

It might look like gold, but don't be fooled! Many prospectors ran off to the bank thinking they had struck it rich in gold only to learn they had struck pyrite. They were fooled by "fool's gold."

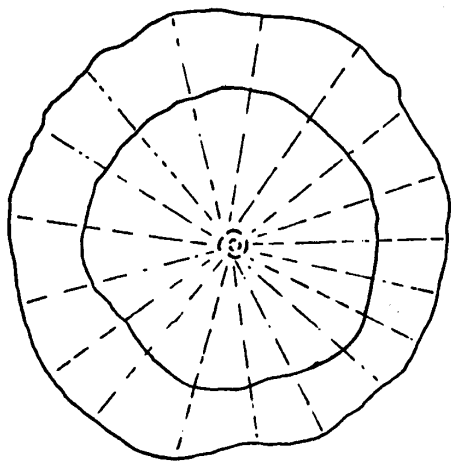


Pyrite from Peru

Pyrite and gold are similar in one way: they crystallize in the same *crystal system*. This means they both can form cubes and octahedra (that is, diamond-shaped crystals).



Gold from Russia



Pyrite disc (commonly called "Pyrite Sun") from Illinois.

You don't have to be fooled, though, because fool's gold and real gold are *very different* from one another. Fill in the information on the following page and discover how you can tell the difference. The answers can be found in a mineral book.