

GEM & MINERAL JOURNAL

DECEMBER 2013 VOLUME 22~ ISSUE 12

Official Monthly
Publication of the Gem &
Mineral Society of
Lynchburg, VA, Inc
WWW.LYNCHBURGROCKCLUB.ORG



Presidents Message

Hello To All,

I would like to begin with some good news. Our club has had a fabulous fundraising season, with our Annual Club Auction, The Apple Harvest Festival, and most recently at the Jefferson Choral Society Bazaar this past month. We still have a great deal of rocks and specimens left over from the Willoughby Collection for future use, and all of the equipment will be used by the Club or sold at a later time. Some of the Fluorescent Minerals from this collection will be offered for sale at our December 18th Christmas Dinner Meeting. We will arrange rocks in different price groups so they can be purchased as we reveal their colorful beauty under long and short wave ultraviolet lights. We are pleased to be able to offer this opportunity, and hope everyone will be able to enjoy something new at the meeting. Mark your calendars and come join us.

Bring your favorite covered dish, be it a casserole

potato salad, macaroni salad, vegetables (hot or cold) cake, pie, or cookies. We will assemble them on the buffet table for a great supper. The Club will provide fried chicken for the meat dish. We will also have a Dirty Santa gift game. All who would like to participate should bring a wrapped or bagged gift, **something rock related**, with a value of around \$15.00. Everyone who brings a gift will draw numbers and packages will be opened in numerical order. Higher numbers will be able to swap their gifts with members holding lower numbers until all gifts have been opened. No crying please. We have had a good time with this in years past, and it is a great way to share Christmas with fellow Club members.

Continued on page 11

From the First V.P.

Our program this month is food, fun, food and more fun. Come one and come all to our joyous December meeting bringing your favorite Christmas dish and a "Dirty Santa" gift for our always amusing and exciting gift exchange. Ours is a rock hounder's Christmas party and just to verify if you qualify as a "Rockhounder", please consider the following;

**You Might Be a Rockhound
If**

1. . " You think road cuts are built as tourist attractions
- " You describe your vacations by the rocks you brought home.
- " The rockpile in your garage is over your head.
- " Your PC screen saver features pictures of rocks.
- " You find rocks when you empty your pockets at night.
- " You went to a rock festival and you hate music.
- " You gave rocks, tumblers, or rock tools for Christmas.
- " When friends say they're going to Tucson, you assume it'll be in February.
- " You can find Quartzsite on a map in less than 5 seconds.
- " When someone mentions "Franklin" you think of New Jersey rather than Ben.

continued on page 12

November Meeting Minutes

Meeting-Wed. Nov. 20, 2013

Attendance- 46 members and 4 guest

Host- Pam Klien was the host for tonight's meeting. December will be the Club's Christmas Dinner and Debra Tyler will host this meeting.

On Time Drawing- There was no drawing at this meeting due to the club auction.

Old Business- John Haskins: Old Business: Reminder for folks to sign up to volunteer at our table at the 11/23 Craft Show hosted by the Jefferson Choral Society.

First V.P.- Jack Curtin: No Announcements.

Second V.P.- Dave Callahan: Field Trips: JMU 2/15/14; 11/29-12/1- We will be hosting the Fluorescent Mineral display at the Roanoke Club Gem Show. Volunteers encouraged to sign up to help.

Treasurers Report- Balance at this time \$5,773.73

New Business: Siglinde Allbeck announced the nominee's for offices: President John Haskins & Steve Gordon; First VP Jack Curtin; Second VP Dave Callahan; Treasurer Franklin Midkiff and

Sandy Speck; Secretary Linda Noble; Editor Natalie Darling; Members at Large Bernardino Rivera, Cindy Mitchell, Dave Woolley and Pam Klein. Nominations were closed at the end of the meeting, and Elections are to be held in Dec.

Program: Annual Club Auction.

Minutes submitted by Linda Noble, Secretary.



Happy New Year!

2013 ELECTED OFFICERS

PRESIDENT - John Haskins
(434) 525-8430

JMHaskinsI@netzero.net

First Vice President

Jack Curtin

(434) 384 -6249

jacwcurtin@gmail.com

Second Vice President

David Callahan

(540) 297-1853

DBCALLI@aol.com

Secretary

Linda Noble

(434) 332-4869

linda-noble@hughes.net

Editor - Natalie Darling

(434) 941-1899

gmsleditor@gmail.com

Treasurer - Frank Midkiff

(434) 660-1565

midkiff@aol.com

Members At Large-

Bernardino Rivera &
Tony Shields

COMMITTEE

CHAIR PERSONS:

Field Trips- David Callahan

Hospitality- Monthly Volunteers

News Articles- Natalie Darling

Silent Auction- Warren Darling

Swap for Rocks- Warren Darling

Website- Casper Voogt

Workshops- Dave Callahan

FRA Adult Liaison- OPEN

Membership- Thom Noble

PROGRAMS

For November, we enjoyed our Annual Auction, which was once again a very successful fundraiser for our club treasury. The bidders had the opportunity to enhance their collection with beautiful specimens, jewelry, and cut stones.

For December we will have our annual Holiday Dinner and Dirty Santa game, as well as voting for our 2014 officers. For details and a sample ballot see page 9.

Bench Tips by Brad Smith

More Bench Tips by Brad Smith are at:
[groups.yahoo.com/group/Bench Tips/](http://groups.yahoo.com/group/Bench%20Tips/)
 or [facebook.com/Bench Tips](http://facebook.com/Bench%20Tips)



MINI DRILL PRESS

If you find yourself drilling a number of small holes for your work, you might want to look at the small, inexpensive drill presses now available. They take up just minimal space on your bench and are always ready to give you nice straight holes. Some models even have a variable speed control. I've been very pleased with a low-priced one that's been well-used in my classes for over a year.

Because these machines are only a foot high, they're limited as to the size of workpieces that can fit into the machine and the size of the drill bits you can use.

But I've had no problems with drill bits up to about 3/16" (4.5mm), even drilling steel.

The machines are sold by a number of companies. If you do get one, be sure to buy a spare belt because they are generally not available at local hardware stores.

LASER WELDING

A question came up this week about how to solder some jump rings to hold blue topaz briolettes onto a necklace. We've all heard about ways to do some soldering close to a stone, and some of us have sized a ring without taking the stones out of their mounts. We've used wet paper towels, garnet sand, cooling gels, and my favorite of suspending the stone in a dish of water. All techniques bank on the principal of using a small, hot flame to do the job quickly before the stone gets hot enough to crack or change color.

But each job is somewhat of a gamble. Some stones are hardy and some are frail. Jades and jaspers will generally take a lot of heat, but I'd never chance it with the likes of topaz or opal. Trying to shield a stone from the torch is always a betting game, and sometimes you lose.

If you're worried about soldering something close to a stone, perhaps it's time to consider a no-heat method like laser welding. Most jewelry stores have laser welders these days, and the cost of having it done is quite affordable. They used to have problems doing silver, but now seem to do it routinely.

I've used a local shop twice in the last year, once for a piece with little emeralds a "friend" asked me to repair and for a second piece where I needed a safety catch and didn't want the torch heat to expose all the solder lines again.



FIELD TRIP REPORT...

2nd VP Report

Past Field Trip

SATURDAY, NOVEMBER 16TH 2013

10AM to 3PM

**THE ENTERPRISE MANGANESE MINES
Near Beckham, Appomattox, County, Va.**

Contact

Information

for Field Trips

David Callahan,

Field Trip Chairman

Home phone: 540-297-1853

Cell Phone- 540-874-5201

E-mail dbcall1@aol.com

This was our second great trip this year to this productive manganese mine. We combined this trip with three of our neighboring mineral clubs in Northern Virginia and Maryland. There were about 10 people from the north and we had 11 so it was a manageable group. It was a long drive for them but everyone agreed that it was worthwhile and some beautiful specimens were collected.

The weather was cool but dry, ideal for collecting. It had rained the day before so there was quite a bit of fog in the morning hours. Some chose to spread out in the woods and search the scattered ore piles there, while the majority of us congregated around one large ore pile and concentrated on locating and breaking out the small vugs or cavities containing beautiful manganite crystals and the botryoidal (grape like) or colloform forms of psilomelane. There were lots of small cavities of quartz crystals as well. The very hard brown material is manganiferous chert. This is a variety of quartz containing iron and manganese. This is a very interesting place to collect especially if you like the small crystal filled vugs.

After the majority of the group departed about 2PM John, Nona, Bernard and I drove down to the James River to look at their facilities there. The retreat has a beautiful site on the river for camping, fishing and

fishing and boating.

We will set up another field trip here in the spring or early summer of 2014. Joan and Hugh, owners of the estate have generously allowed our group to collect here at this historic site and we look forward to another visit before things heat up for the summer.

TEE SHIRT REMINDER.....

I still have tee shirts for the following people that need to be picked up.

Please do so at the December meeting.

If you don't want them, I'll try to sell them to another member. Please let me know

Thank you.

David

Phillip Whitaker...\$8.00

Paul Coviello...\$8.00

Paul Peter Coviello...\$8.00

Judy Browning...\$8.00

UP COMING



FIELD TRIPS...

**OFFICIAL COMBINED GMSL and RVMGS FIELD TRIP
SATURDAY, FEBRUARY 15, 2014 9AM until NOON
(weather permitting)**

**JAMES MADISON UNIVERSITY, Harrisonburg, Virginia
GEOLOGY DEPARTMENT and MINERAL MUSEUM**

**Sign-up required...call me, e-mail me or see me at the meeting
We may have to limit the attendance due to the size of the facilities.**

We will all provide our own transportation and park in the JMU parking lot in the front of the new facility, Memorial Hall (The old High School). Plan to arrive between 8:45 to 9AM. See the directions below and walk directly to the Geology Lab. If you need transportation or any other information, please call or e-mail me for assistance. This is Dr. Kearns only available date. If the weather is bad, use your own best judgment before driving.

JMU has a fully equipped geology lab with state of the art equipment. Dr. Kearns is well known in his profession and has generously allowed us to visit his lab, museum and dedicate this Saturday morning to our clubs.

If you have any minerals that you need to identify, bring them along. We should have time to run five or six specimens thru the x-ray diffraction equipment. There will be microscopes available and other equipment for testing and viewing. Dr. Kearns also has a large fluorescent mineral collection for our viewing pleasure. Dr. Kearns may have some surplus mineral books, specimens, miniatures and micros for sale to benefit the museum, be sure to bring cash or your checkbook. This material will be first class and all the proceeds go toward future museum purchases. The museum will be open for our viewing pleasure.

**NORTH BOUND ON I-81 DRIVING
DIRECTIONS TO JMU HARRISONBURG, VA.**

* I-81 to Harrisonburg, VA. (About 2.5 hours driving time from Lynchburg and 1.5 from Roanoke).

* Exit 245 (Turn left on Port Republic Road)

* Proceed to S. Main Street (Rt. 11) and turn right at the light.

* Proceed northward on S. Main Street to the third traffic light and turn left on to Cantrell Ave.

* Proceed over the bridge to the traffic light on South High Street (RT. 42).

* Memorial Hall (the old Harrisonburg High School) is directly in front of you. Go straight into the parking lot on your left. Try to arrive between 8:45 and 9:00 AM.

* To enter the Geology Department, walk around the building to the left (Grace Street Side)

continued on next page

Up coming Field Trips

Continued from page 5

* When you enter the building, go down the flight of stairs on your left. Enter the double doors and you are in the Geology Department. Walk around to your left and follow the hall. The mineralogy lab will be open on your right.

* The new Mineral Museum will be open so be sure to spend some time here. As you enter the building, turn right and walk to the end of the hall. The Museum is on your right. Notice the brass plaque on the Virginia mineral collection cabinet.

The Gem and Mineral Society of Lynchburg Inc. & The Roanoke Valley Mineral & Gem Society Inc.

David Callahan, Field Trip Chairman- E-mail dbc11@aol.com -Home phone [540-297-1853](tel:540-297-1853)
Cell phone-[540-874-5201](tel:540-874-5201)

DMC Program of the SFMS Field Trip Committee

**An Official Field Trip of the Athens Rock and
Gem Club (Athens, GA) (HOST)**

9:00 AM TO 5:00PM

**Saturday, January 18, 2014
Stoney Bluff near Girard, GA
"Savannah River Agate"**

Where: Stoney Bluff outside of Girard, GA

Assembly Time: 9:00 am. at the vacant lot just south of the Post Office in Girard, GA

Stoney Bluff is located about 30 miles south of Augusta, Ga and just east of the small town of Girard. We will assemble in Girard at 9 am in the vacant lot just south of the Post Office (do not park in the Post Office parking lot). The collecting site is only a few miles away at the end of Stoney Bluff Rd. Colorful, agatized material can be found on the surface at the site. Bring plenty of water and dress for the weather.

Collecting: Beautiful "Savannah River Agate" fossils and micro minerals. This material is actually a conglomeration of agate, jasper, chert, and opalite all mixed together to form a layered specimen that

will tumble or cab into beautiful display pieces. This rock occurs as black and brown mottled agate and in a large range of pastel colors from greens to yellows to violets. The fossils you may find are from 30-35 million years old Oligocene age deposits. The micro minerals are located in vugs of the agate/chert rock.

Tools: light digging tools and small pry bars to free larger boulders from the sandy soil. Leather gloves are recommended. If you plan to look for micro-minerals by busting the larger agate/chert specimens, you will also need some chisels and a sledge. More importantly you NEED eye protection (face shield would be best) and long heavy pants as this agate can act like shrapnel when cracked with a rock hammer or sledge!

If you are interested in this trip, please contact Field Trip Leader: Contact: Jim Maudsley [706-353-1792](tel:706-353-1792) or jamesm24@charter.net.

You can also obtain directions from the SFMS website: <<http://www.amfed.org/sfms/dmc/dmc.htm>>

Rock Raiders

THIS IS GREAT !

An incredible 360 degree tour of the Smithsonian...

Here is something special, a virtual tour of the Smithsonian Museum room by room. It is really something with a 360 degree viewing by using your cursor. You easily spend days/weeks looking at everything. Just marvelous for kids and adults. Follow the blue arrows on the floor to move into new rooms.

Shows inside and outside of the museum and there are little cameras here and there which show detailed info on certain things. If you click on the floors (upper right corner) you get a floor plan of that floor and you can click on a blue circle and go directly to that room.

Truly incredible web site.

Watch it in full screen when you open this up. Use the roller on your mouse to move in and out. Look for the "arrows" on the floor and click on them. They take you to other places.

<http://www.mnh.si.edu/vtp/1-desktop/>

CHRISTMAS WORD SEARCH

C R R K S O S Y C Q Y D L H E Z U P
 D M E L K T L L B F E X O P I L R F
 R W E V E L O Q E C A O R L B Z F Y
 U D D G O G V C E I Z J A O E U Y U
 W L N H I M N M K N G Q C D L N O Y
 W P I F O F B A R I U H F U L U C B
 S X E S W E T T C L N U P R S N R P
 P A R W R C A N D Y T G R B P A E N
 D S N S T A R I Y R N W E A V M K S
 Z K M T D R A C E H D O S K R W Z I
 K D L N A F O E S Y O T E V V O G W
 C X W X J U D Q V S Q H N N B N S A
 C H O C O L A T E S L S T T N S H T

WORD LIST

ANGEL
 CARD
 DECEMBER
 HOLLY
 RUDOLPH
 SNOWMAN
 TOYS
 BELLS
 CAROL
 ELF
 PRESENT
 SANTA
 STAR
 TREE
 CANDY
 CHOCOLATE
 GIFT
 REINDEER
 SLEIGH
 STOCKING

Upcoming Events

December 2013

Dec. 18- 7:00-9:00PM- GMSL Annual Holiday Celebration, covered dish dinner and Dirty Santa Rock Swap.

January 10-12, 2014- Largo Florida- 38th annual show; Pinellas Geological Society; Largo Cultural Center. Contact Leona Sheffield 727-709-3236 or email leesheff@verizon.net for details.

January 25-26, 2014- Panama City Florida- 23rd annual show; Panama City Gem & Mineral Society; Central Panhandle Fairgrounds. Contact Steven Shipton, 850-867-0586; email shipton3@comcast.net for info.

Feb. 1-15, 2014- Tucson Gem and Mineral Show, Tucson, AZ; <http://www.the-vug.com>

April 11-13, 2014- NYNJ Mineral and Fossil Show - 300+ dealers. <http://www.the-vug.com>

SUN	MON	TUES	WED	THURS	FRI	SAT
1	2	3	4	5	6	7
8	9	10	11	12	13	14
15	16	17	18 Meeting 7PM	19	20	21
22	23	24	25 Merry Christmas	26	27	28
29	30	31	Happy New Year!			

ATTENTION ALL CLUB MEMBERS

Workshops will be held regularly on the second Saturday of each month at Dave Callahan's. Start time is 9:00 AM, but come anytime and stay as long as you'd like. There is a store/deli about a mile down the road if you want to break for lunch and return.

The workshops will be open format, and the purpose will be for club members to learn how to use the lapidary equipment to turn rough specimens into finished lapidary pieces for their own personal use. Experienced members will be available to help teach and assist.

We have a great set up with several sets of wheels for cabbng, faceting machines, saws, and much much more. From time to time there may be special class offerings, so be sure to let us know what you are interested in.

Workshops are open to club members only, and due to liability we can not allow guests or non-members at our club workshops. Remember, membership is just \$15.00 per year for the fist family member and \$3.00 for each additional family member.



Holiday Celebration 2013 and Officer Elections

Please join us as we celebrate in the holiday spirit, and hold our annual Board of Director Elections. Our meeting will be on Wednesday, December 18, 2013 at 7:00 PM.

Please bring your family and a dish to share for our pot luck dinner, and the club will supply Fried Chicken.

We will also play our Dirty Santa Style Rock Swap. Anyone can play- Here are the basic RULES: Bring a wrapped, HOBBY RELATED ITEM (something nice, that you would like to receive, \$10-\$15.00 value)

Everyone who brings a gift can play, rules will be reviewed prior to the start of the game. If everyone brings a nice gift, all the players will go home with a nice one!

(This game may not be advisable for children since it is a Dirty Santa Style, and you may get a gift you like then have it taken by the next player...)

Gem and Mineral Society of Lynchburg, VA, Inc. 2013 Election Ballot

President _____ John Haskins

First VP _____ Jack Curtin

Second VP _____ David Callahan

Editor _____ Natalie Darling

Treasurer (*Select one*) _____ Franklin Midkiff or _____ Sandy Speck

Member At Large: (*Select two*)

_____ Bernardino Rivera _____ Pamela Klien

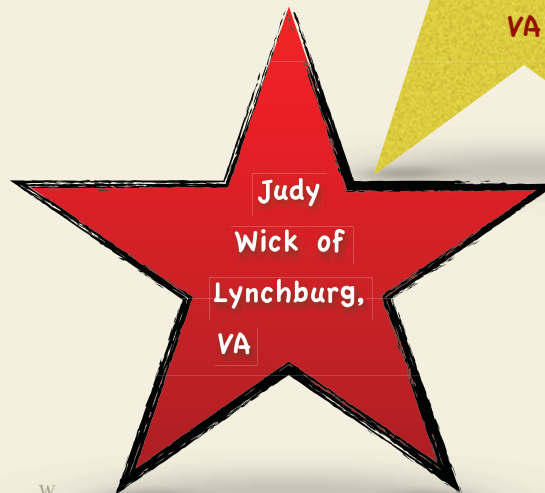
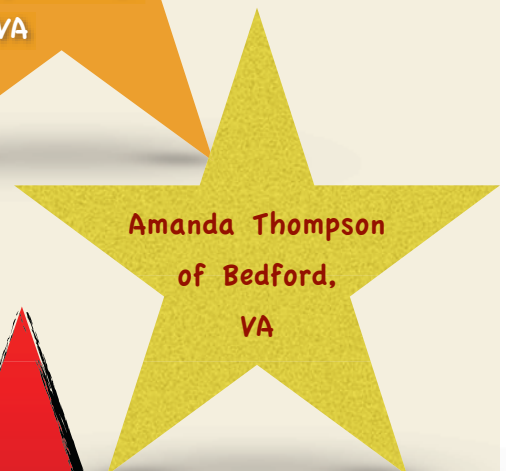
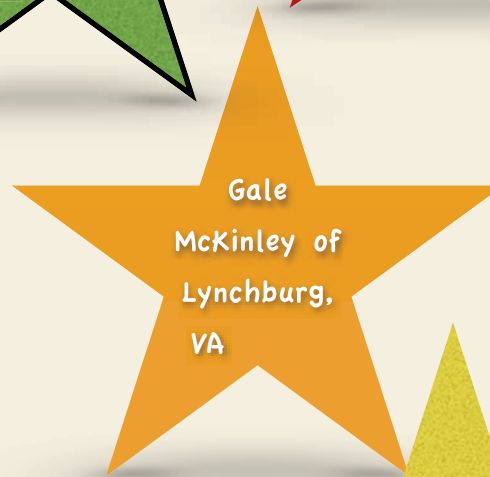
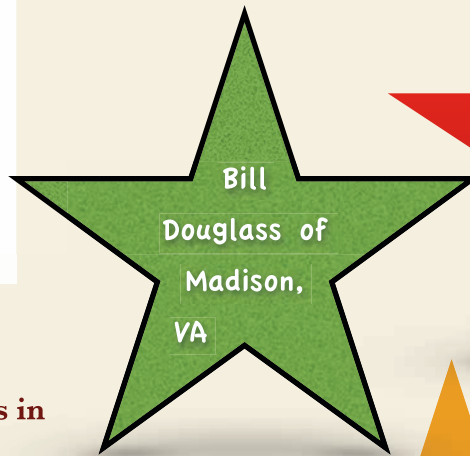
_____ Cindy Mitchell _____ Dave Woolley

Sample Ballot



Sunshine News

Welcome New Members:



Please keep the following members in your thoughts and prayers:

Franklin Midkiff, as he continues to recover from cataract surgery.

Siglinde Allbeck, as she recovers from her recent illness/ hospitalization

Also sending out well wishes to anyone else who has been a bit under the weather.

If you know of someone needing a little bit of Sunshine, please inform Nona Haskins and the editor. Thank You.

Safety Matters- The Thinking Hobby

by Ellery Borow, Safety Chair,

reprinted from EFMLS News—Dec. 2013

Most hobbies with which I am familiar involve a good deal of thinking. With the rich diversity and scope of our collective hobbies, I dare say that we undoubtedly experience an exceptional amount of thinking in them. With that exceptional amount of thinking usually comes an exceptional amount of passion as well.

continued on page 15

w



EXECUTIVE BOARD MEETING

Wednesday, December 4, 2013

Attendees: John Haskins, Nona Haskins, Bernardino Rivera, Thom Noble, Linda Noble, Dave Callahan, Dave Woolley, Noel Weller, Frank Midkiff, Jean Midkiff, Steve Gordon, Don McIntyre, and Natalie Darling.

Not Present: Jack Curtin and Tony Shields

The Group reviewed, discussed and made revisions to the Constitution and By-Laws of the Gem and Mineral Society of Lynchburg, VA Inc. Once the proposed changes have been retyped and reviewed by the board they will be published in the newsletter for review by all members. After the review, changes will be voted on at the following meeting.

Steve Gordon proposed that a budget be established by each board member for projected expenses. These expenses should include items such as postage, paper, printing, and basic supplies. The board agreed and budgets should be submitted by each board member at the next executive meeting.

Don McIntyre will meet with Franklin Midkiff to conduct the annual audit of the books.

Thom Noble will hand out ballots to all eligible voters at the December meeting, and He, Noel, and Don will be responsible for counting and verifying votes.

The Southeast Federation of Mineralogical Societies sent a letter stating that William and Elanor Osburn were appointed interim State Director for Virginia, pending the final vote.



Presidents Message

continued from page 1

If you have a find that you are proud of from a field trip this year, please bring it along and show it off and share your story with us.

I would like to close by thanking everyone for their support these past seven years that I have been president, and with your support I hope we can do it all again in 2014.

I hope to see you all at our December 18th Christmas Dinner Meeting.

Keep Looking Down ~
John Haskins

From the First V.P.

continued from page 1

2.

----" You can pronounce "molybdenite" correctly on the first try.

----" The polished slab on your bola tie is six inches in diameter

----" The bookshelves in your home hold more rocks than books; and the books that are there are about rocks.

----" On a trip to Europe, you're the only member of the group who spends their time looking at cathedral walls through a pocket magnifier.

----" You think you KNOW how to pronounce "chalcedony."

----" You are thinking about giving out rocks for Halloween.

----" You planted flowers in your rock garden.

----" You purchase things like drywall compound just to have another nice bucket to carry rocks in.

----" The club you belong to uses rocks for centerpieces for the annual Christmas dinner.

----" The first thing you pack for your vacation is a chisel and a hammer.

3.

" you spend hours and hours in the ugliest room in your house.

" You give directions like, "turn right at the green farmhouse..."

" You bought the ugliest boots available cause they were water proof.

" You know what findings are for.

" You watch the scenery in movies instead of the actors.

" Your company asks you not to bring any more rocks to the office until they have time to reinforce the floor.

" The local jewelry stores & libraries give out your name for information on rock clubs.

" You examine individual rocks in driveway gravel.

" Your wife knows you are down in the basement sorting rocks but can't quite find you nor does she remember that pretty wall down there.

" Your local rock shops send you get well cards when you don't stop by in more than a week.

4.

----" The baggage handlers at the airport know you by name and refuse to help with your luggage.

----" The local university's geology department asks permission to hold a field trip - in your back yard.

----" The city sends you a letter informing you a landfill permit is required to put any more rocks in the back yard.

----" UPS has a regular pickup and delivery schedule for your house.

----" You can debate for hours on the differences between spectrolite and labradorite.

----" You shouted "Obsidian!" to a theater full of movie-goers while watching the Shawshank Redemption.

----" Your children have names like Rocky, Jewel, and Beryl.

----" You get excited when you find a hardware store with 16 pound sledge hammers and 5 foot long pry bars.

----" You debate for months on Internet about whether vibratory or drum tumblers are best.

----" You can't remember the last time your car still fit in the garage.

5.

" Local science teachers plan field trips to your back yard.

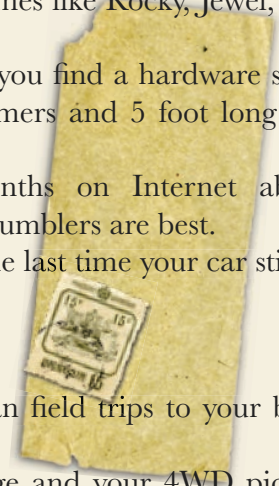
" You have a two car garage and your 4WD pickup has to sit in the driveway.

" They won't give you time off from work to attend the Tucson Gem and Mineral Show and you go anyway.

" You begin fussing because the the light strips you installed on your bookshelves aren't full spectrum.

" You've spent more than ten dollars on a rock.

" You still think pet rocks are *continued on next page*



From the First V.P.

Continued from page 12

a pretty neat idea.

- You have amethyst in your aquarium.
- You associate the word "hard" with a value on the Moh's scale instead of "work".
- You know the location of every rock shop within a 100 mile radius of your home.
- You're retired and still thinking of adding another room to your house.

6.

- You're planning on using a pick and shovel while you're on vacation.
- Your spelling checker has a vocabulary that includes the words "polymorph" and "pseudomorph".
- You know where Tsumeb is.
- You think Franklin, New Jersey might be a cool place to go on a vacation.
- You put a web page about rocks on the internet.
- Your car hasn't seen the inside of your garage for ten years.
- You associate the word "saw" with diamonds instead of "wood".
- You begin wondering what a set of the Mineralogical Record is worth.
- You decide not to get married because you'd rather keep the rock.
- You make a backpack for your dog.

7.

- You've spent more than ten dollars for a book about rocks.
- You have mineralogical database software on your computer.
- You send your family on ahead into MacDonalds so you can check the gravel in the flower beds." You have 137 empty squeeze syrup bottles washed and ready to use as squeeze bottles on the next field trip.



THIS LIST WAS WRITTEN BY MEMBERS OF THE GMEDITORS E-MAIL SWAP GROUP.

Contributors included Mel Albright, Richard Busch, Betty Commean, Dan Imel, Bob Keller, Paul Kline

Permission to reproduce these is given for non-profit use with attribution.

How about some gift ideas for your rockhound friends or for yourself even?

Gift giving season is officially upon us and for the RockHounds in your life, we made this list of our top 10 suggestions for gifts this year! From stocking stuffers to the item that will make a certain someone squeal with joy, everyone in the office had our eyes set on a few of these items.

#10. Mindat.org Sticker Book – A few years ago Mindat.org published this cute stickerbook and the sticker sets were somewhat difficult to put together. The 10 sticker set is fun, one sticker for each number on mohs hardness scale. For \$8.00, these are fun stocking stuffers for kids and adults!

#9 Colored Mineral Tack – We love this idea, tinted mineral tack. One of the best ways to stabilize a specimen for display, the goal of using mineral tack is to hide it from view. The stark white color makes this task difficult, but these tinted tacks can be a close match for the matrix or crystal color, allowing you to not worry as much about the white tack being the thing distracting from your crystals. In little lumps of colored tack at \$1.49 each, you could visit this eBay store and select a few colors and make a set. Every mineral collector NEEDS mineral tack, you can't go wrong with giving a rockhound mineral tack!

#8 The Mineral Art of Hildegard Konighofer – Hildegard Konighofer's art is shockingly realistic, capturing the spirit of each *Continued on next page*

Gift Ideas For Your Rockhound Friends

continued from page 13

crystal she paints. This book features dozens of her paintings, which feature a wide array of selections and locations. A beautiful way to cross the worlds of art and minerals together, these limited edition books are sure to be a long treasured item for any mineral collector. Available from Blue Cap Productions for \$170.00

#7 A Rock Tumbler – Rock tumbling is a wonderful way to get something done with all the rock chunks pouring out of every knapsack and cardboard flat in garages of rockhounds around the world. Everyone, seriously, everyone, can use a rock tumbler! This website, RockTumbler.com, has everything you need to know about selecting a unit, and this Lortone is the perfect universal size and under \$100!

#6 Cuprite T-shirt – If Copper is wrong, I don't wanna be Cuprite. A funny pun that will be highly appreciated at any mineral club meeting, collecting trip, mineral show or geology class! Available in Small through Double Extra Large, this is a great christmas gift idea, available for under \$20 shipped, fortysevenpress.com

#5 Arkansas Diamond Combo - Diamonds! There is only ONE public diamond mine in the world and it is in the tourist friendly section of the rural south, Murfreesboro Arkansas. For a nominal fee you can visit the park and try your luck at finding a diamond. The Blue Cap Productions combo pack includes two DVDs, hosted by Glenn Worthington, one of young mineral collectors searching for diamonds, the other a professional video tour of the area. Everything you need to know about collecting at the Crater of Diamonds State Park is found between these two items! Over \$10.00 off the retail price, both DVDs for \$32.99

#4 Magazine Collection/Vug Book – For the book collector that has it all, we can certifiably say that they do not have a full set of The-Vug.com Quarterly Magazine. These sets were HARD to put together, as some of them were only available in Europe, some of them had very small print runs and they were all distributed around the world at different mineral shows. The publisher has made a few complete sets available, but it might be a wise option to buy the full reprint book instead. The magazine (and book) have tons of beautiful photos, articles, maps and information. Any rockhound would love to get this book as a gift! The Original Magazine set is \$229.99, the book reprint of the entire series is \$34.95

#3 All in One polisher – The classic, workhorse all in one flat lap. The perfect item for so many various uses for the rockhound, from grinding matrix, making things display better, polishing cabochons, making free forms, putting a window on an agate, polishing a face on a quartz crystal, the all in one flat lap is a great gift item for the rockhound in your life! A with a series of different grit wheels, runs around \$549.99 new. They hold their resale value for many years.

#2 Blue Cap DVD Sets – Blue Cap Productions produces these fantastic, high quality, in-depth videos of minerals, mineral shows and subjects related to the hobby. I have been witness to what happens when these DVDs are played in a room of mineral collectors...silence. Everyone is so fixed on the screen, looking at the beautiful crystals being presented. These DVDS are awesome, you can put them on anytime, you learn by experiencing all these minerals shown by the people who know them best! Blue Cap productions has these sets of DVDs, one that has all of the What's Hot in Tucson DVD's and the other has EVERY DVD produced by Blue Cap, with some great topics! We highly recommend these.\$145.00 for the What's Hot in Tucson Set and \$315.00 for the whole

continued on next page

Gift Ideas For Your Rockhound Friends

continued from page 14

production line, the most complete documentary of mineral collecting in the last decade.

#1 Best sized Sledge Ever – 12 pound short handle – You can NEVER, EVER, have too many short handled sledge hammers. If the rockhound in your life has never had one of these short handled sledges, they are in need of this eye opening experience. The short handle allows for higher accuracy and the ability to work in a tight situation. Short handles fit into your knapsack with ease, better than trying to haul that long handled sledge on a hike. At \$34.95, these are a great gift item for your favorite rockhound!

And of course, rocks rocks rocks! Everyone loves rocks! Quartz Crystals, Kyanite, Tourmaline, Garnets, you can never go wrong with some rocks for the rockhounds in your life! We suggest checking out [Jewels Fine Minerals on eBay](#), you can not go wrong with any single item in that entire selection. That dealer ships quickly and is worth checking out. For more surefire signs that you are a rockhound visit:

[Bob's Rockshop Surefire Signs Contest](#)

Sure hope to see you at our party!!
Happy Hunting,

Jack Curtin

Safety Matters- *continued from page 10*

I'm not talking about passions such as those seen in the movies here and the young couple, radiant with smiles start running toward one another in slow motion. Then they end up in an Oscar-winning embrace. I am talking about our passions such as the one where we dig under that overhanging boulder for the beautiful tourmaline crystal just peaking out underneath. Then we have the passion with a new jewelry design where we work for 3 hours straight without taking a break, without standing up and exercising our cardiovascular system. Or, the passion one has with that new faceting project where one does not give their eyes a rest and so soon one finds themselves with a case of eye strain and a headache. Indeed, it is easy to imagine numerous passions within our hobby. It is, however, where our thinking and our passions cross paths that safety matters become a concern.

Last month's Safety Matters column mentioned the refrain (expletive deleted) "Gee, it didn't appear to be that much of a slope." In the passion of discovery at a new collecting site, it is easy to imagine how the excitement and the passion work together to overcome the thinking part of our hobby. The "thinking part" in that instance would have been the part where the brain looks at the steep slope and comments to itself "Gee, there just has to be a better way of getting up there than climbing that steep slope of loose rock!"

The thinking aspects of our hobbies can easily coexist with the passions. In these Safety Matters articles I would like to respectfully make a case for tempering the passions a bit. I would like to suggest we keep offering the thinking part of us an opportunity to exercise itself and express its self-preserving side.

Take the example of simply splitting a rock while sitting on the floor of a quarry. One would think about putting on ones safety goggles and gloves, how best to make the rock split, at what angle to hold the chisel, about just how much hammer striking force is needed—after all, there are a great many rocks yet to split so one would not want to waste the energy from the lunch of those delicious peanut butter and jelly sandwiches. A great deal of thinking goes on with merely splitting a rock. Then, hopefully one will experience the excitement, pleasure, thrill,

continued on back cover

Natalie Darling, Editor
211 Chesterfield Rd.
Lynchburg, VA 24502



The purpose of the Gem & Mineral Society of Lynchburg, VA is to promote education in The Earth Sciences, including: Mineralogy, Geology, Gemology, Paleontology, and Crystallography



Lynchburg Rock Raiders is the official Future Rockhounds of America association of the The Gem & Mineral Society of Lynchburg, VA. Inc.

Warmest Wishes for a Safe and Happy Holiday Season, and a Prosperous New Year!



Safety Matters- *cont. from pg 15*

and even the passion with discovering what is inside that rock.

The grand takeaway idea here is to, by thinking and keeping safety in mind, we will be safe and able to keep exploring our Passions. Passions are, after all, great things. Passions have led to great discoveries, great lapidary accomplishments, and great torch handling for that piece of jewelry.

Please be safe during this upcoming season of holidays. As the sign says at the start of this article- Your Safety Matters!



Reminder...

NEW MEETING LOCATION

Lynchburg Parks and Recreation
Fairview Center
3621 Campbell Ave.
Lynchburg, VA

DIRECTIONS: Fairview Center; 3621 Campbell Ave., Lynchburg, VA 24501 434-847-1751~ From Route 29 expressway or Route 460, take the Campbell Avenue Exit. Follow Campbell Ave. to 3621, which is across the street from a Citgo Gas Station. There is a fence around the building and parking on both streets running along the sides of the property as well as a lot in the back. We will be looking for you!