

GEM & MINERAL JOURNAL

OCTOBER 2017

VOLUME 26~ ISSUE 10

Official Monthly
Publication of the Gem &
Mineral Society of
Lynchburg, VA, Inc
www.lynchburgrockclub.org

President's Message:

Hi All,

Well another month has past and I am still away on business. I hope all are doing well and that you are asking what you can do to help with the upcoming events. I know that Callahan can use any help that he can get to get ready for the Apple Festival. Your help can be just helping to pack the items and have things labeled for the show. He will need help with the Sluice, New game, Geode Cracker and people to just help customers at the counter. So, please sign up and let him and the chairman know what you can do to help. Even if it is just a couple of hours your time gives relief to others so that they can enjoy other parts of the festival.

On another note, we can use help on the nominating committee and maybe you could help out at the Salem show. We need two chair-persons for that show and I believe that Dave Callahan is chairing the Fluorescent show and we need one or two to chair the selling booth. This is also open to

sellers and all that is required is you sell your own items and donate 10% to the club for use of the table at the show. We will need people there for setup on Friday and then people to man the booth and the Fluorescent show Saturday and Sunday and then a tear down crew Sunday afternoon. So you do not have to be there all the time but sign up for time slots throughout the three days. Just helping a couple hours one day give someone a break. Don't think just because you sign up you have to be there all the time. You can sign up for setup and then leave, sign up for time slots during one of the days or just for tear down. Of course if you can be there for the whole thing that's great, but that is not expected. All we are asking is your help. Thanks in advance for your support.

Hope to be home in November,

Keep looking down,

Steve

From The First VP:

Greetings to all,

I hope you all are enjoying the milder weather as well as the field trips that have been organized for our club. Thank You to Dave Callahan for the work that he puts into these trips to keep us in the collecting mode.

Fall for me also means festival and show time. Seems like every weekend there is a fall festival or "show" of some description happening in our area.

This year was the first time that Warren and I decided to participate as vendors at the Shenandoah Valley Gem & Mineral Society's annual show in Fishersville, VA.

This was a 3 day show, much the same as other Gem and Mineral shows throughout the area that we are accustomed to.

The first day, Friday, Sept. 22, was the set up day, as well as well as a "soft opening".

The booths were well marked and the club members available to help or answer questions. They had already informed us that the club would have a covered dish dinner for the dealers at the close of the show that evening, so we were looking forward to eating and getting better acquainted with other dealers and club members. I can not believe the spread they had! I mean, this was good old southern hospitality- Fried Chicken, Ham, BBQ, Chili, Sides, Deserts, drinks, Breads and Rolls- and everything we ate was delicious. We felt very welcomed and honored to be a part of this one.

Continued on page 15

September Meeting Minutes

Meeting: Wednesday, Sept 20, 2017
@ 7:00 PM

Attendance: 44 members, 3 guests

Hospitality: Jessie & Donald Dudley hosted tonight's meeting, Jean and Frank Midkiff will host October's meeting

On Time Drawing: Pam Klein, Jessie Dudley, Noel Bolling, Tim Axley, Kate Staton, Bill Livingston, Jerri Axley, Roger Linkenhoker, Natalie Darling, Michael Staton, Jean Midkiff and Bob McIntyre.

50/50 Drawing- Dave Vanaman won \$19.00

President -Steve Gordon- not present and Natalie Darling presided over this meeting.

New Business- First VP Natalie Darling- Club members voted by show of hands to have Ham instead of fried chicken for the Christmas meal and Natalie will take care of getting the ham.

From the Executive Board meeting it was decided to ask for volunteers to help with the upcoming Apple Harvest Festival and Salem Show. Jack Curtin and Natalie Darling will co-chair the Apple Harvest Festival. A letter is being passed out to various members in attendance tonight asking for help co-chair the Salem show and be part of the nominating committee. Help is needed at the workshop to prepare for upcoming events. October 14th will be open workshop and to pack sluice bags and pack the trailer.

Thom Noble will give a presentation on William Holland School of Lapidary at the October Meeting. November meeting will be either a speaker or auction.

First V.P. – Natalie Darling

Old Business: No report

Second V.P. – Dave Callahan:

Lynchburg Club will host the Fieldtrip to Willis Mountain September 23rd. Thom Noble, John Haskins, and David Ball will help Dave with getting all waivers signed and be available for questions and help oversee this event.

Treasurers Report –Cindy Mitchell
Sale from club auction brought in \$745 and current balance is \$8,482.88.

Tonight's program: My Geologic Adventure in Guatemala was presented by Logan & Michael Maningas.

Dave Woolley gave part 1 of his presentation on the history of faceting machines.

Minutes submitted by Linda Noble, Secretary



2017 ELECTED OFFICERS

PRESIDENT - Steve Gordon
(434) 929-1524
stevegordon@comcast.net

First Vice President
Natalie Darling
434-941-1899
natalie@sterlingflame.com

Second Vice President
David Callahan
(540) 297-1853
DBCALL1@aol.com

Secretary
Linda Noble
(434) 332-4869
linda-noble@hughes.net

Editor - Warren Darling
(434) 941-3784
darlingwarren@yahoo.com

Treasurer - Cindy Mitchell
(434) 283-3884
mitchell99@embarqmail.com

Members At Large-
Johnny Knight
Eric Routon

COMMITTEE CHAIR PERSONS:

Field Trips– David Callahan
Hospitality- Monthly Volunteers
News Articles– Natalie Darling
Silent Auction– Warren Darling
Website– Casper Voogt
Workshops– Dave Callahan
FRA Adult Liaison- OPEN
Membership- Thom Noble
Finance Committee- Natalie Darling

PROGRAMS

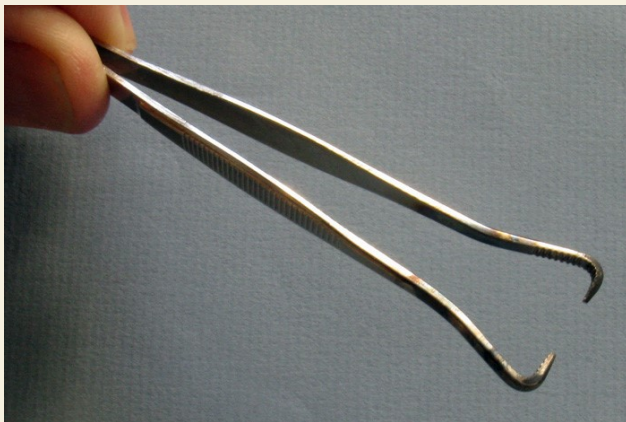
Thank You to Logan Miningas and Dave Woolley for presenting our September program.

Please join us on Wednesday, October 18, 2017 at 7:00 PM, for our October meeting. The program will be presented by Them Noble on his recent experience at William Holland Lapidary Workshop.

Brads Bench Tips
Bench Tips for Jewelry Making” and Broom Casting for Creative Jewelry” are available on Amazon www.BradSmithJewelry.com

Find the Balance Point

With odd-shaped pendants or earrings it's often difficult to find the right place to attach a bail or loop so that the piece is balanced and hangs straight. A quick way to make a tool for this is to modify a set of tweezers. Any set of tweezers will work. Spread the tips, sharpen them with a file, and bend the tips at a right angle to point towards each other. To use the tool suspend the pendant or earring between two sharp points to see how it will hang.



Drill Breakage

Using a small drill is difficult for a beginner, especially if it is hand held in a flex shaft or Dremel. They are easily broken if you push too hard or if you tilt the drill while it's in the hole. Most problems, however, are the results of buying cheap drills that suffer from poor quality steel or inaccurately ground cutting edges. A good drill from jewelry supply companies is well worth the price. Remember that drilling always goes easier with lubrication. A little wax or oil is all you need. Almost anything will work- Three and One, beeswax, mineral oil injection wax, car ore, olive oil or one of the commercial cutting waxes. The lubricant helps to move chips out of the hole and reduces friction of the drill against the side of the house, keeping the drill cooler.



FIELD TRIP REPORT...



Annual Kyanite Mining Corp Field Trip Willis Mountain Kyanite Mine; Dillwyn, Virginia September 23, 2017~ 9AM to 1PM

This annual field trip is dedicated to the memory of Gene Dixon Jr. Past President of Kyanite Mining Corp. and a friend to all.

The member participation from the 9 area clubs was down a little this year but we did pick up a new Club. The Delaware Mineralogical Society was there in force with 8 members. Also in attendance was The Gem & Mineral Society of Lynchburg, VA. Inc., and The Roanoke Valley Mineral and Gem Society, Inc. (22 total), The Richmond Gem & Mineral Society (2), The Tidewater Gem & Mineral Society (7), The Gem & Mineral Society of the Va. Peninsula (10), The Shenandoah Valley Gem & Mineral Society (10), The Northern Virginia Mineral Club (3), The Southern Maryland Rock & Mineral Club (13), The Gem Lapidary & Mineral Society of Montgomery County Maryland was not in attendance as far as I could tell. The total count was 75

The weather was simply beautiful and perfect for collecting. The cooling breeze was a welcome

Contact Information

for Field Trips
David Callahan,
Field Trip Chairman
Home phone: 540-297-1853
Cell Phone- 540-874-5201
E-mail dbc11@aol.com

relief as well. The Kyanite Mining's Mike Morris and his staff were pleased with trip and our adherence to all the safety regulations. There were no problems I was aware of and everyone watching out for each other was the key to another safe trip.

I saw some beautiful specimens uncovered and the sharing of the finds to others was good to see. I believe everyone left the mountain with good examples of many of the minerals found there.

We were off the Mountain by 1PM and many of us gathered in the Mine's covered pavilion in the woods beside the office for lunch, conversation and a needed rest before the long drive home.

We all would like to thank Mike Morris and the Kyanite Mining employees that gave up their Saturday to make this trip possible. I would like to thank all the participating club field trip leaders and their members for their participation in making this yet another safe field trip. I feel sure that we will be invited back for another trip next year.



Group photo submitted by Linda Noble



Up Coming Field Trips

An Official Field Trip of The Gem & Mineral Society of Lynchburg, VA. Inc.
(GMSL)

and The Roanoke Valley Mineral & Gem Society, Inc. (RVMGS)

Saturday, October 28, 2017

8:15 to 8:30 AM EDT (assembly at the quarry for mandatory sign-in and
hazard training) 9:00 AM EDT to 1:00 PM (collecting hours)

Boxley Aggregates, Piney River Quarry

([Amherst County](#))

739 Warrick Barn Road, Arrington, VA.

Sign-up is required---call me---email me or sign
up at the meeting

NEW SAFETY REGULATIONS NOW APPLY.....

READ CAREFULLY AND COMPLY

COLLECTING: According to the [mindat.org](#).
Web-site, the following minerals are listed from
Minerals of Virginia, 1990 edition. Some on this list
have not been found on our past field trips. (An (*)
indicates those known finds on past field trips)

Anatase: A greenish-brown replacement of
ilmenite. **Ilmenite:** Black metallic or highly
weathered masses. (*) **Kaolinite:** White powdery
masses from the alteration of feldspar. (*)

Quartz: Light blue to white (*) **Rutile:** Reddish-
brown metallic to highly weathered masses. (*)

Tacharanite: White, dull to pearly. Occurs with the
weathered anatase, rutile and ilmenite.

Zoisite var: Thulite: Veins of pink thulite occur in
the feldspar. (*)

Some additional minerals we have also found
there: **Pyrrhotite:** (has been verified) (*) Silvery
metallic when fresh but weathers to a dark rusty
color when exposed to the weather. **Pyrite:** Small
crystals and masses (*) **Garnets:** Small crystals
and masses (*) **Muscovite and Biotite Mica:**
Small crystals and masses (*) **Chlorite:** Masses
(*).

The main rock mined here is called **APLITE**. It is
very hard, light-colored, and fine-grained and
consists primarily of sodic plagioclase feldspar and
quartz in the groundmass and, in some cases,

orthoclase feldspar phenocrysts. Like pegmatites,
aplite dikes may represent a residual fraction on
silica-rich magma after most on the magma has
crystallized. It makes great construction material.

Remember that the availability of these minerals
depends on where they are working in the quarry at
the time of the field trip and how many stock piles
are available. Note that some of the occurrences
are very small.

DIRECTIONS: From Lynchburg, VA., follow US
29 By-pass north to Amherst. Continue on the US
29 by-pass for about 2 miles until you come to Rt.
151 (Patrick Henry Highway). Turn Left on Rt. 151
and continue for about 6 miles and turn left on RT.
[665 \(Warrick Barn Road\)](#). [The entrance road](#)
to the quarry will be in about 1 mile on the right.

**MEETING LOCATION & ASSEMBLY TIME: 8:15
to 8:30 AM.** At the quarry scale house / office. You
will need sufficient time to review the Boxley
Release and Waiver of Liability along with the
Hazard Training information, fill out and sign both
the Hazard Training Certificate and sign the
required Boxley Waiver of Liability form. There will
also be a review of the site specific hazard training
and safety regulations by the quarry
Superintendent. Everyone must be present for this
presentation. If you are late, you will not be
permitted to enter the quarry. We all will enter the
quarry as a group about 9:00 AM.

**All safety rules will be strictly enforced or you
will be escorted out of the quarry and barred
from future field trips.** Our members adhering to
the basic safety rules in the past is the only reason
Boxley continues allowing us access to their quarry
today. Any member not complying with the basic

Continued on next page

Up Coming Field Trips

continued from page 5

safety rules, will be promptly escorted from the quarry and barred from all future field trips.

EQUIPMENT: The Boxley Quarries are very safety-conscious. **Standard quarry PPE (Personal Protective Equipment) gear is required or you will not be permitted to enter the quarry.** Hard hat (see mfg. date below), **steel-toe boots or composite-toe boots** (no exceptions), **safety glasses** and **good common sense is required.** Also good protective clothing and gloves must be worn. A set of **wheel chocks or a suitable rock** must be used when parked to be in compliance. The vehicle must be in park and the parking brake applied when leaving the vehicle. It could be very cold, wet or hot in the quarry, so dress according to the weather forecast that morning. Be sure to bring plenty of water and snacks. Bring your own collecting equipment such as rock hammers, chisels, buckets and newspaper to wrap your delicate specimens. We

will be allowed to drive into the quarry. Bring rain gear in case of bad weather. **HARD HAT NOTICE: CHECK THE MANUFACTURE DATE, LEFT SIDE, UNDER THE BRIM IN THE SMALL CIRCLE ON EITHER SIDE OF THE ARROW.** If you see a 1/5 on either side it was made in 2015, a 1/1 is 2011 and out of date. **If it's older than 5 years, it must be replaced.** This is a new Federal rule enforcement. You must comply or you will be rejected.

AGE LIMIT: All children will be allowed but it will be the parent's responsibility to keep them under tight control and within sight at all times and see that they obey all the safety requirements. **The same dress and PPE requirements apply.**

A ball cap can be worn under a hard hat for a better fit. Also a bicycle helmet is acceptable. Leather boots are acceptable if steel toes are not available in their size. These options are for small children only. If they don't comply, don't bring them! If you have any questions please contact the F.T. leader.

NOTE: Severe weather or other crisis out of our control may result in the canceling or rescheduling of this trip. If there is any question, please call me to confirm the trip.

Contact information at the top of page 4.



**DMC Program of the SFMS Field Trip Committee
An Official Field Trip of the Cobb County Gem and mineral Society, Inc. (Marietta, GA) (HOST) An official Field Trip of the Gem and Mineral Society Of Lynchburg, VA Inc.**

Saturday, October 28, 2017

Polk County, GA

10:00 AM - 2:30 PM Eastern

Trip: This is a favorite collecting trip of the CCGMS. New areas are bulldozed each time and jasper is plentiful and easy to find.

Collecting: We will collect beautiful jasper pieces that make excellent cabochons. The pieces are multi-colored in reds, yellows, whites, and blacks with both banding and mottles arrangements.

Continued on next page.

October 28, 2017 DMC Trip

continued from page 6

Bring: Rock hammer, small pick or shovel for light digging, a garden rake, work gloves and a bucket to put finds in. Please fill any holes you make as this is a working cattle ranch and we are grateful to the owner for letting us collect on his land. New areas have been bulldozed so that the jasper is quite easy to find. You might want to bring a spray bottle of water to clean finds. Bring your lunch and water to drink. The hosting club will have bottled water and snacks available.

Children: Yes, this is a great trip for children of all ages with parental supervision.

We received such a nice thank you on our Willis Mountain Trip from the president of the Delaware Mineral Society and Dave Callahan asked that we share it in the newsletter. So here is his "presidents Message" that was published in their club newsletter:

President's Message

Teddi Silver, President

October 2017

President's Message – Teddi Silver

I went on two field trips within the past 10 days. One was to the Mt. Willis Kyanite Quarry in Virginia and the other was the combined Middleburg/Mt. Pleasant field trip in PA.

The Mt. Willis Kyanite Quarry field trip was far away but so worth going to. We had 6 members from DMS along with members from about 10 other clubs that were mostly from Virginia. It was an interesting "roll call" in the parking lot where we assembled to get the safety instructions from the quarry. The Gem and Mineral Society of Lynchburg, VA was the host club and as each club's name was called out, members of the club would raise their hands. DMS was the final club called, our host announced that we had come the farthest distance and I

Pets: No. This is a working cattle ranch, no dogs are allowed.

Facilities: There are no facilities at this site.

Directions and Where to meet:

We will meet at 10:00 am Eastern Time at the Ingles Market parking lot (1100 Nathan Dean Bypass, Rockmart, GA 30153) next to McDonald's on US Highway 278 (GA-6 Bypass) on the north side of Rockmart, GA. This location is set back about 50 feet along the south side of the divided highway called the "Nathan Dean Bypass."

For detailed directions please contact CCGMS Field Trip Leader Dion Stewart and Ray Borders.

CCGMSfieldtirps@gmail.com or 678-417-1786 or rayborders@charter.net or 770-312-5205 (Ray)

can proudly say, that the DMS people all cheered! The quarry was on top of a mountain and we all spread out in different directions. We met some really great members of the different clubs and finds were shown to everyone. It's interesting how people who have never met before, join forces in something interesting and fun

The Middleburg/Mt. Pleasant field trip is always interesting and it never fails to astound me, on how the two quarries change due to their operation. One day you visit the quarry and there is a wall and rocks that are really fun to go through. The next time you go back to the quarry (months later) and you don't recognize anything. Even the roads through the quarry change. So where you found minerals before, you might find in a different place with a totally different rock base.

I can never figure out people who say they are bored and have nothing to do. GET A LIFE! Go out and look for minerals and fossils. You meet great people, are outdoors with fresh air and with the aid of a reference book (or a website) you might learn something about this earth you walk on....and what you find is free and doesn't have an expiration date on it.

UPCOMING EVENTS

October 2017

Oct. 21-22- 45th Annual Gem & Mineral Show and 67th Eastern Federation Convention. Beals Community Center, 240 Stafford Ave, Bristol, Ct. EFMLS Annual Meeting: Friday, October 20.

Oct 26-28- Treasurers of the Earth Gem, Mineral, Jewelry, Fossil & Bead Show and Sale. Harrisonburg, VA. Rockingham County Fair Grounds, 4808 South Valley Pike, Harrisonburg, VA. Friday and Sat. 10-6; Sunday 11-5. toteshows.com for information.

November 18-19- 26th Annual Gem, Mineral & Fossil Show sponsored by the Northern Virginia Mineral Club. NEW LOCATION: George Mason University Dewberry Hall, Johnson Center, Braddock Rd & Rte 123; Fairfax, VA. Contact: www.novamineralclub.org

November 24-26- Roanoke Valley Mineral & Gem Society Gem Show and Sale. Also featuring the Lynchburg Gem and Mineral Society World Class Fluorescent Mineral Display. Details and sign up sheet for helpers at the October and November Club meetings.

SUN	MON	TUES	WED	THURS	FRI	SAT
1	2	3	4	5	6	7
8	9 Columbus Day	10	11	12	13	14 Workshop at Callahans
15	16	17	18 Meeting 7PM	19	20	21
22	23	24	25	26	27	28
29	30	31 				

REMINDER...

Club workshops are held on the second Saturday of each month at Dave Callahan's home. Workshops are open to members only, and all members are encouraged to attend when possible.

There will be some discussion at this months meeting about possibly offering other days for the workshops also.

This is a great learning & fellowship opportunity, as well as a way to contribute to your club. You can "learn" while helping to fabricate items for sale at our fall festival, then use the equipment available to complete your own personal pieces.

Please consider coming out, regardless of your level of experience. All help is needed and appreciated!



EFMLS Wildacres Workshop, May 2017- Part 2

By Club member Dave Lines

Editors Note: If you missed part 1, please refer to the September issue of *The Gem & Mineral Journal*

We ate lunch every day at 12:30 and the afternoon class went from 2:00 to 5:00 p.m. In the last part of the first afternoon class, Richard introduced us to our second project of creating a prong setting for a cabochon. Suffice to say, this design was more complicated and built upon what we had learned in the first project. After class each day we had "happy hour" --- which, for most folks, was a chance to relax before dinner which started at 6:00 p.m. After dinner we had another interesting presentation at 7:30 p.m. by Bob Jones. Wednesday (our second full day) was a repeat of the first day schedule --- morning and afternoon classes plus morning and evening talks by Bob Jones.

The third full day (Thursday) at Wildacres was a "free" day in which we could choose from a variety of activities --- a group trip to Pisgah Astronomical Research Institute (PARI) about two hours away, go hiking, visit Mt. Mitchell, ditto Biltmore Estate or Grandfather Mountain, or whatever. Ann and I decided to go on our own field trip to Marshall --- I went to the Little Pine Garnet Mine and Ann visited the restored old town of Marshall. We each had a good time --- Ann found a nice place to eat and enjoyed the incredible landscaping of "Blue Ridge Day Lilies" while I found some excellent garnets. We finished in time to be back at Wildacres by 4:00 p.m. for "Tailgating" --- a swap and sale held by Wildacres attendees in the Meeting Room (due to more rain outside). I sold some, bought some and swapped some. And had fun. After dinner, the cello group invited everyone to the auditorium for a concert performed by three cello instructors. It was wonderful --- very professional and enjoyable --- easily one of the highlights of our Wildacres experience.

Friday's schedule had a morning presentation by Bob Jones, then morning and afternoon classes and after dinner a "Good stuff" auction was held for the benefit of future EFMLS Wildacres workshops. We were all encouraged to donate items --- I donated four --- a Bishop, California grossular garnet crystal cluster; a turquoise crystals-on-quartz specimen from Lynch Station, Virginia; a small sphere of rose quartz that had a sharp 6-rayed star; and a double penetrating twin pyrite crystal from Navajun, Spain. The donated items from everyone were displayed throughout the day on tables in our Meeting Room. They were all very

interesting items --- minerals specimens, lapidary items like cabs, gem trees and hand carved/polished objects, very nice silver jewelry, weird stuff that had something to do with "moose". People became more excited throughout the day and everyone began looking forward to the auction.



That evening, there were well over 100 lots to bid on and bidding was fast and furious for over two hours. I was tickled that Dr. Mike Wise (Mineralogist at the Smithsonian Museum) got my turquoise crystal specimen --- the only item he bid on all evening. I bid (unsuccessfully) on many items, but I was determined to get one of them --- the "50-Year History of the Tucson Show" authored by Bob Jones. Since the auctioneers kept back that magazine (Special Supplement to *The Mineralogical Record* 2004) *Continued on next page*



EFMLS Wildacres *Continued from page 9*

almost to the very end, I was wondering if Bob Jones would stick around that late to see who got it --- but he did. After an animated and spirited bidding war, I finally had the high bid! Everyone broke out in loud applause because the price had gone pretty high. And Bob autographed it with a great inscription: "To Dave & Jeff --- Keep collecting. See you in Tucson! Bob Jones 5/17". Wow! I was thrilled. The auction raised something over \$4,000. The next day, someone added enough to reach \$4,500 and by that evening, another donor raised the total to \$5,000 even. That is a fine tribute to the generosity of rockhounds. The last day of the Wildacres was as full of activities as all the rest had been. In the morning, we had our final program by Bob Jones --- another great presentation. Then we had morning and afternoon silversmithing classes. Ann and I finished our third and fourth projects. Number three was a 30 mm x 40 mm cabochon with a silver bezel surrounding the cab and a silver backing. It was much more involved than our first two projects as we had to saw and trim a fairly thick flat silver sheet to size as a backing plus we worked with "fine silver" (the bezel) as well as with sterling (the backing). The final product was very handsome silver jewelry --- and we even "stamped" our creations with a tiny "Sterling" mark on the back. Neat.

Our fourth and last project was to design and create an all-metal collage pendant using silver, brass and copper --- thus learning how different metals react to silver soldering. Our instructor Richard provided a large amount of scrap pieces of copper and brass to choose from. He pretty much gave us free reign to come up with our own ideas. Ann and I had quite different designs. By the end of the course, all of us were comfortable with the basics --- cleaning, fluxing and soldering silver/non-ferrous metal; using the various machines --- flex shafts, buffers/polishers, rolling mill; using the specialized hand tools in our toolboxes; and using a silversmith's workbench. Thankfully, throughout the course, Richard bailed just about all of us out of various difficulties --- he is a very skilled and patient instructor.

That last afternoon toward the end of class, our classmates all chipped in and helped Richard return the classroom to pristine condition. We inventoried all the toolboxes, stacked the firebricks in their storage area, packed the Foredom tools, neutralized/emptied/cleaned the pickle pots, helped Richard organize his tools and items he had loaned us, emptied and cleaned out all the drawers in our benches, swept and cleaned the room, and returned the toolboxes and flex shafts to their storage cabinets upstairs. After we finished everything, our eight classmates took a picture of our completed third project --- eight hands each holding a silver encased cab.



Then off to dinner --- another delicious meal. And after dinner, we all gathered in the Meeting Room for "Show and Tell". Each of the various classes had set up table displays of what they had created during the week. The combined finished products of our silversmithing class was actually quite impressive. Each class elected a representative to explain what they had accomplished. Some of the "show and tells" became skits and were a bit crazy. Two of the classes wrote and sang funny songs about their instructors/classes. As our class rep, I tried to be funny (with mediocre success) while explaining what we did for four days --- all in three minutes of allotted time. Overall, everyone was enormously proud of their efforts and it showed. See photo on next page of all silver creations by our class, submitted by Richard Meszler.

Continued on next page

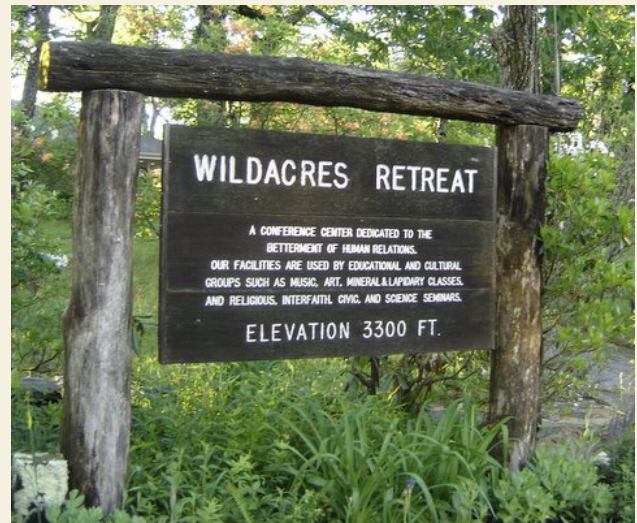
EFMLS Wildacres *Continued from page 10*



Then we had an emotional farewell for Bob Jones and his wife Carol. Bob, who has been the featured Guest Speaker at the Wildacres workshop a total of nine times, said "I love this place". He received a standing ovation. Then Carolyn Weinberger had a brief slide show of pictures she had taken in the various classes during the week. Lots of nostalgia. We were all invited to an impromptu "party" of combined class leftover wine and snacks on the patio. We were also invited to a concert by the dulcimer group in the auditorium. We were exhausted but chose the dulcimers, and afterward elected to pack up, so we could get an extra early start the next morning because we had to reach our grandson's 9:30 a.m. tournament soccer game somewhere north of Greensboro --- 170 miles away.

During the night, there was a ferocious thunderstorm. At 5:00 a.m. the next morning we quietly crept out of our room so as not to disturb anyone, put our bags in our car and drove away. BUT ALAS, the adventure was not over. About 1 mile from Wildacres, a tree had been blown down across the gravel road by the storm. I got out the car to see if I could move it, but the tree was COVERED in poison ivy vines and was way too large to move anyway. Since the road was too narrow for an attempt to turn around on in the dark, I backed down the mountain for about a quarter mile until I found a place wide enough to turn around. Then we returned to Wildacres and I woke up Pamm Bryant --- bless her --- since she was the Director of the Wildacres workshop.

We figured that Pamm needed to contact the Wildacres staff to get the road unblocked and tell the cooks to take another way to reach the campus --- all before 9 a.m. when everyone had to be off the mountain. We finally departed again at 5:30 a.m., drove down another way and reached the soccer field at 9:20 a.m. --- just 10 minutes before the start of the game. Our family --- son-in-law, granddaughter and grandson --- was happy to see us. After the game, we all went out to lunch and held our own "show and tell" of the wonderful silver jewelry we had made at Wildacres. Everyone was amazed.



Wildacres is a great experience and we highly recommend that you put it on your bucket list. Go as soon as possible. You won't regret it.



Safety Matters- Kid Safety

by Ellery Borow, AFMS Safety Chair

Reprinted from AFMS Newsletter, October 2017.

Kid safety? Isn't kid safety the same as adult safety? Well, yes it is, more or less, and that is the crux of the matter — the "less" part that is. Kids are generally less — less experienced in matters of safety, less tall, less heavy, have smaller hands and overall, have smaller proportions than adults.

There are thus, some safety considerations when it comes to kid safety. Namely:

1. Some safety goggles are made of hard plastic or rubber. They do not easily conform to the smaller faces on kids. Solution: try using softer vinyl framed goggles which are flexible enough to properly fit kid faces. Goggles with elastic head bands can easily be adjusted to fit kids. If one is using safety glasses with side shields make sure the temples are sized to fit kids. One would find it uncomfortable to have safety glasses keep sliding down the nose every time one looked downward - and let's face it, looking downward is a large part of rock, mineral and fossil collecting.
2. Heavy duty work gloves in either large, or sometimes medium size are easily found in most stores. Heavy duty kid work gloves are not so easily found. Solution: try looking for ladies small-size heavy duty gloves. Sometimes the more well stocked suppliers will have smaller, heavy duty gloves.
3. Hard hats for kids? Sometimes I have seen the play hard hats, but never have I seen down-scale hard hats that meet all the various ANSI or OSHA specifications. Solution: check out the adjustability of the head band and suspension system. Some are more adjustable than others. Seek one that can be adjusted to fit smaller heads. The benefit is that a good hard hat can be adjusted to fit as the child grows.
4. Steel toe work shoes in smaller sizes? There again, in some specialty work clothes establishments one can find safety toe work boots that fit smaller lady-size feet. The problem there is often finding the correct width, but with a little luck one might be successful in finding a safety shoe that fits. As fast as kids grow, it will be quite a trick to keep kids in proper safety footwear. The best

one can mostly hope for is just providing good sturdy work boots. Oh, there are steel and safety toe sneakers, so there may be some suitable offerings there as well.

5. Kid appropriate tools? Sure, kids love to hammer on things. Can one find kid appropriate rock collecting tools? Solution: I have found none specifically made for kids, but what I have seen are what I call "travel tools", tools that are smaller -- less heavy rock picks, crack hammers, and chisels. Why does a kid need smaller tools? Well, smaller tools are more easily controlled in kid's smaller, less strong, and less coordinated hands. Mind that any use of tools should be suitably adult supervised. Along with tool use safety and first-aid kits should have kid-sized bandages packed in with all the adult-size bandages.

We like protecting our kids from harm. Large, dangerous working mines, quarries, pits and other hazardous commercial operations often limit kid entry. Insurance and liability requirements in operating facilities often dictate that no one under 18 is permitted on site.. Thus, kid specific safety gear is often not needed because kids are often not permitted inside. Common sense should reign in other collecting sites.

In general, safety requirements are similar for kids and adults – keeping hydrated, minding site specific rules and regulations, wearing safety goggles, and so on. The trick with kid safety, the one thing that makes it easier for adults is this one simple guideline: kids use adults as role models. If kids see their parents wearing goggles, they will want to as well, because it's the adult thing to do. If kids see their parents using gloves, kids will want to as well. Kids learn from us, so if we adults set a good example, our work in keeping kids safe is made much easier. The bonus with that approach is that we say safe too (for our kids sake).

Please be safe out there, whether you are a kid, an adult or a kid-like adult!


Amherst Apple Harvest Festival 2017

Saturday October 21st 9AM-5PM

Sunday October 22nd 12PM-5PM

Amherst County High School,
139 Lancer Lane, Amherst, VA

The Gem and Mineral Society of Lynchburg will be set up with our sluice, geode cracker, grab bags and lapidary crafts for sale. We also hope to be making a debut with our new Prospectors Pick Wheel created by Johnnie Knight. There is something for everyone, I hope you will come out, lend a hand, and show your support.





Trick-or-Treat



E W J H O F Y D I N W N N T F R U
 S G R A M L G T Z S I R X K A E E
 U Y L L M W K J U K E G K K K B B
 O W K L C H J P P T W A H R X O K
 H I N O O M E M N D O D I T T T C
 D T V W O R U A S E M U T S O C A
 E C X E H P L V A M P I R E J O L
 T H A E X O S S P P M O K H M I B
 N S R N K T R I C K O R T R E A T
 U O S C D A P U Y B Y G T T L M W
 A F A E K Y P N P E H O A R A B P
 H J J B C T C P A A Y B C S U I T
 B F R R P N L O L U B L K J R S S
 R E D I P S I K R E E I S A O W P
 M U M M Y S O R Y N S N T H W V T
 F U A O P G V R P B C E G G A H N
 S L X K G X Q C U P U F Y W B E S

- | | | |
|------------|---------------|----------------|
| APPLES | HAUNTED HOUSE | PRINCESS |
| BAT | JACKOLANTERN | PUMPKIN |
| BLACK CAT | MASK | SPIDER |
| BOO | MOON | SPOOKY |
| CANDY CORN | MUMMY | SUPERHERO |
| COSTUMES | NIGHT | TRICK OR TREAT |
| GHOST | OCTOBER | VAMPIRE |
| GOBLIN | PIRATE | WITCH |
| HALLOWEEN | | |



all pages at www.printables4kids.com.
PRINTABLES4KIDS.COM
 not be sold or duplicated for sale.

FOR SALE

Custom made with bench- tumbler- 2 barrels, Lortone, 7 1/2 diameter 8 1/4 long over all size. upx 16x 41 high with the barrels on it. Also includes all the related grits I can muster up... \$225.00.... Call Bob for more information 804-514-9928

From The First VP:

Continued from page 1

Days 2 & 3 of the show were just as warm and friendly as day one, with SVGMS members walking around, offering assistance or just friendly hello's and "how's it going." There was always coffee, soft drinks and water available, as well as some of the left overs (while they lasted).

By the end of day 2 I had befriended several of the other dealers, did a little trading, and so look forward to seeing them at shows in the future. Our booth was visited on Sunday by several who had been to the Kyanite Mining Field Trip the day before, as well as Gary, our friend from Vesuvius with the beautiful Unakite on his property, and Bob and Mary McIntyre.

All in all it was a wonderful experience, and the most hospitable atmosphere of any show I have ever participated in. We look forward to participating in next years show.

On another note, we have the Apple Festival that our club will be participating in on Oct 21&22 at Amherst County High School. Jack Curtin and I will be the Chairs for the event, and I hope that you will come out and show your support. We should be debuting our new game "Prospectors Pick," designed and fabricated by Johnnie Knight. We need many hands to make fair and fun "working" conditions for all. Sign up is greatly appreciated- in order to have an idea of who and how many to expect. But even if you don't sign up, please consider coming out to offer your support to the club. This is a fundraiser & membership drive, and all help is greatly appreciated.

This months program will be presented by Thom Noble, and it's an excellent opportunity to hear first hand about the potential opportunities that William Holland Workshops has to offer. I hope you will join us on Wednesday, October 18, at 7:00 PM.

Natalie

Sunshine News

Please keep the following members in your thoughts and prayers as they recover or have family members who are recovering from recent illness or injury:

Eric Routon (back injury)

Johnnie Knight (wife had surgery)

Dave Callahan (illness)

And deepest sympathy to Cindy Shields whose father passed away recently.

If you know of any "sunshine" news, please email the editor. Thank You

GEM & MINERAL SOCIETY OF LYNCHBURG, VA, INC.

WWW.LYNCHBURGROCKCLUB.ORG

Warren Darling, Editor
211 Chesterfield Rd.
Lynchburg, VA 24502



The purpose of the Gem & Mineral Society of Lynchburg, VA is to promote education in The Earth Sciences, including: Mineralogy, Geology, Gemology, Paleontology, and Crystallography



Lynchburg Rock Raiders is the official Future Rockhounds of America association of the The Gem & Mineral Society of Lynchburg, VA. Inc.



MEETING LOCATION

*DIRECTIONS: Fairview Center;
3621 Campbell Ave., Lynchburg, VA 24501
434-847-1751~ From Route 29 expressway or Route 460, take the Campbell Avenue Exit. Follow Campbell Ave. to 3621, which is across the street from a Citgo Gas Station. There is a fence around the building and parking on both streets running along the sides of the property as well as a lot in the back. We will be looking for you!*